

## Principal's Chat:

Dear Parents, Caregivers and Members of the Kyneton High School Community,

Thank you to everyone in our school community for your messages of support and solidarity in our first full week of remote and flexible learning. The changes we have implemented to enable the continuation of learning for our students have involved a huge amount of work and I am truly inspired by the commitment and professionalism of our staff. We really appreciate the feedback we have had so far from parents and carers, including the following:

*"I commend all of your teachers for what you are trying to do to help our kids at this time of uncertainty".*

*"I really appreciate the dedication all the teachers have to our kids' education. So worried, as many parents are, with their children doing their last year".*

We have also had feedback from students, including this message from a Year 12 student:

*"The teachers, in my experience, have taken up online teaching very well. Their commitment to helping us understand the work has not changed; it has, if anything, increased".*

Of course, many of our staff members are also parents of children who are undertaking remote learning programs and juggling that with working from home; so we understand the challenges for parents who are doing their best to support their children in navigating this new learning environment.

Our preparation for remote learning included a survey of all students' computer and internet access. We started providing school laptops on loan to students last week in a priority order of distribution and we have our wonderful IT support person, Justin Martland, to thank for such a rapid response.

The first week has been a whirlwind of students working out how to get connected, how to use the WebEx or Google Meet and so forth. As we proceed into the next week we are aiming to establish routines in our "new normal". Students must ensure that they reply to their home group teacher's check in email every morning between 9am-9.15am. This lets us know that the student is present for the day and ready to learn. Please find important information about remote learning timetables within the newsletter.



At this time we understand there are significant events that have to be acknowledged in different ways. In this newsletter please note our feature on ANZAC Day.

Stay safe, stay well!

Ana Rees

Executive Principal

## Answering Your Questions!

### Where can I find out what learning activities my student is expected to do each day?

Students have the same timetable as they had before we went into remote and flexible learning. Teachers send out a weekly message to students to let them know what is set for them for that week. In addition, each day students should check XUNO or Google Classroom to find the learning tasks for each subject they have timetabled for that day.

Remote Learning schedules have also been sent to every student. **Students must make sure they check in with their Home Group Teacher every morning between 9.00-9.15am so that we know they are in attendance for the day and ready to learn.** The Office Hours, WebEx and Google Meets are shown on the remote learning timetables and at these times students can communicate with their teachers in 'real time'.

At other times, students can work on their usual subjects timetabled for that day (see above). It is also important that students undertake at least 30 minutes of physical activity during the day – our Health and PE staff have provided their students with information about this.

A Year 7 and year 10 example of the remote learning schedule showing Office Hours, WebEx and Google Meet classes is shown below.

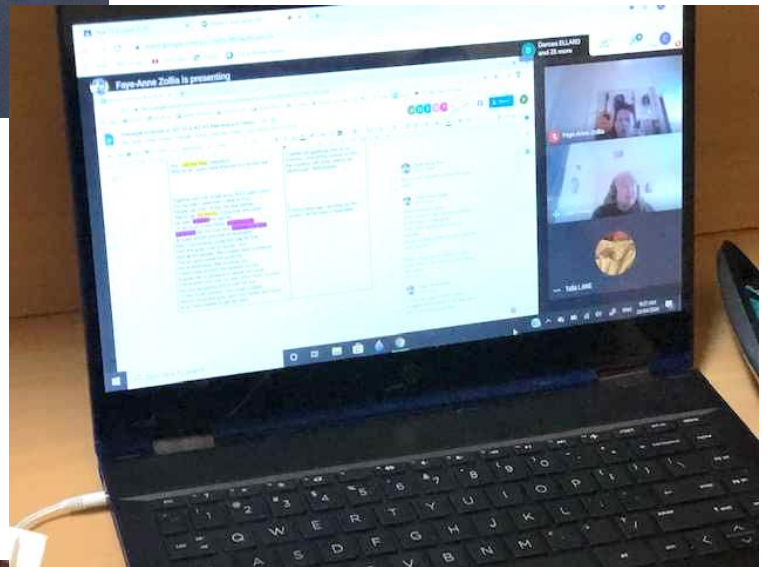

7H - Teachers' Office Hours (OH), Google Meets (G-Meet) and WebEx classes						
		Monday	Tuesday	Wednesday	Thursday	Friday
Xuno Check	9 - 9.15	Xuno Check in - reply to Homegroup teacher, check messages and news bulletins.				
P1 (shortened)	9.15 - 10	SHR Homegroup WebEX	SME HPE OH		MTN English G-Meet	
P2	10 - 11		COM Indonesian OH	RDL Music OH		DLY Auto OH
Recess	11 - 11.40					
P3	11.40 - 12.40		DLY Auto WebEx		SHR Humanities OH	MTN English OH
P4	12.40 - 1.40	PAS Maths G-Meet		SHR Science OH		PAS Maths OH
Lunch	1.40 - 2.30					
P5	2.30 - 3.30					

		Monday	Tuesday	Wednesday	Thursday	Friday
Xuno Check	9 - 9.15	Xuno Check in - reply to Homegroup teacher, check messages and news bulletins.				
P1 (shortened)	9.15 - 10		TAR Applied English G-Meet JSW Industrial Design OH HAL Fabulous Food OH WLC VCE PE WebEx DON VCE General Maths OH	VIN VCE Gen Maths WebEx HAL Creative Cooking OH ZOL Writer's Studio OH/G-Meet	COG Applied Maths G-Meet JSW Robotics OH WHR Bus/Law WebEx	JSW Industrial Design OH DON VCE General Maths WebEx ASH The Art of Making G-Meet
P2	10 - 11	SWN 10C Science OH	TAR Applied English OH MKA Maths Advanced OH ENE English G-Meet WLC PE WebEx	MSN Maths G-Meet	TAR English WebEx ENE English WebEx HAS Digital Imaging OH	TRE 10B Humanities OH COX 10C HPE OH
Recess	11 - 11.40					
P3	11.40 - 12.40	FRD 10B Science OH SHR 10C Humanities OH	KEL English OH	CHP 10A Science WebEx COX VCE PE	MSN Maths G-Meet RDL Theatre Filming WebEx/OH JSW Auto OH AZZ Wood OH WHR Bus Man WebEX COX VCE PE OH	JSW Auto OH CAR Applied Sci OH AZZ Wood OH WHR VCE Bus Man OH RDL Theatre Filming G-Meet 12:30
P4	12.40 - 1.40		CHP 10A Science OH TRE 10B Humanities WebEx (Not every week)	MKA Maths Advanced WebEx ENE English OH		KEL English G-Meet VIN VCE Gen Maths OH MSN Maths 3 OH ASH Rebel, Rev, Rads G-Meet
Lunch	1.40 - 2.30					
P5	2.30 - 3.30	TAR English OH COG Applied Maths OH SME OED OH WHR Bus/Law OH JSW Robotics OH	FOS Humanities OH	TAR English WebEx optional COG Applied Maths OH	FOS Humanities G-Meet	MSN Maths 2 OH COX VCE PE

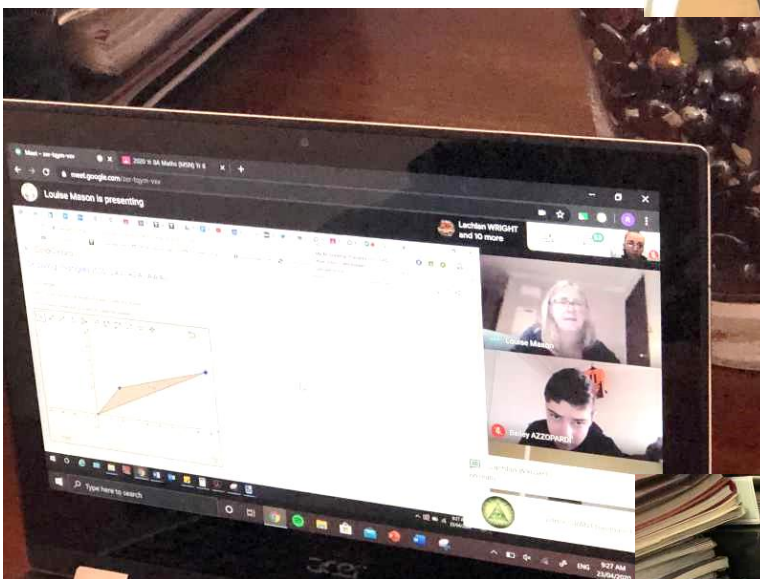
If you have any questions about your student's learning program, please contact the Home Group teacher or the relevant subject teacher by XUNO email. We will endeavour to respond within 24 hours and ask that you bear in mind that we have a number of teachers who work part time.

## Embracing Online Learning

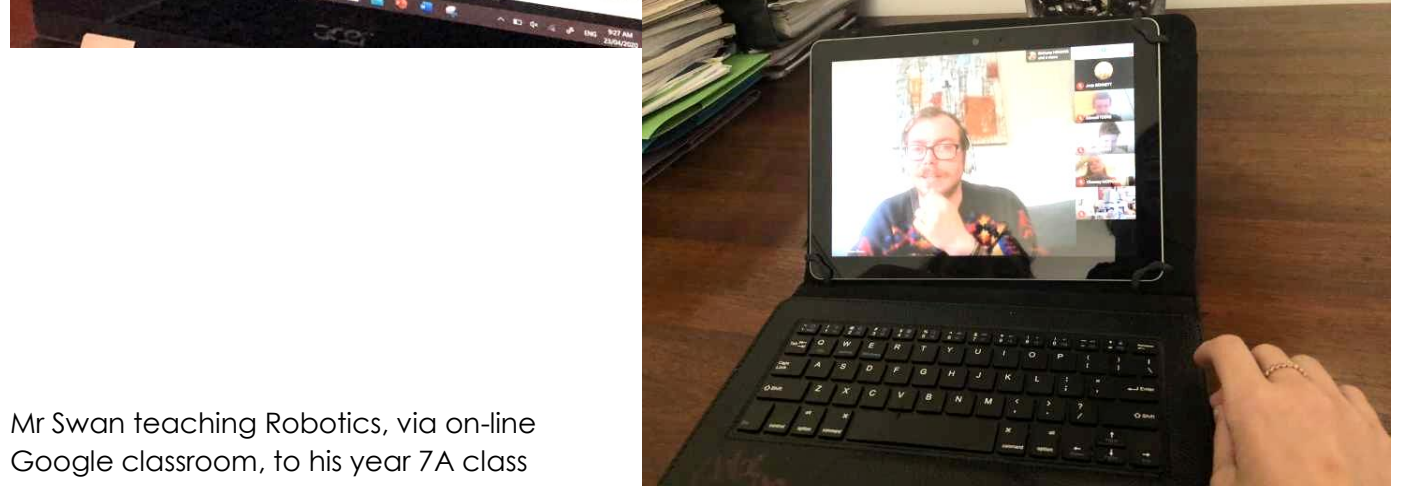
Year 12 Further Math Lesson conducted remotely with Mr Sharma



Year 12 VCE English with Miss Daws and Ms Zollia



Ms Mason on-line, teaching year 8 Math



Mr Swan teaching Robotics, via on-line Google classroom, to his year 7A class

## **Learning Online**

So that students can learn from home and continue their educational progress, our school is using Google Classroom as the main online learning tool, and WebEx and Google Meet as the video conference tools. These have been approved for use in public schools by the Department of Education and Training.

### **How will our school protect privacy?**

We will ensure that information is handled in accordance with the school's policies including: [Schools' Privacy Policy](#), [Acceptable use of ICT resources](#), [Student Engagement Policy](#) and [Using Digital Technologies to Support Learning and Teaching Policy](#). These will be used to inform the school community on the behavioural expectations when using the above online learning systems at home.

### **How can our family be safe online all the time?**

As your child will be spending more time online as part of learning from home, playing games and keeping in touch with friends, you may wish to visit the eSafety Commissioner's website for information on keeping your child safe online at <https://www.esafety.gov.au/parents>.

We have taken precautions to ensure that your child is safe while using the systems for learning from home, however, you can also assist by having conversations with your child about eSafety and by ensuring that your child is comfortable raising any issues with you and their teacher.

### **How can I support my child during learning from home?**

For more information and practical tips on how you can support your child while learning from home go to:

- Learning from home information for parents:  
<https://www.education.vic.gov.au/parents/learning/Pages/home-learning.aspx>
- How to access 'Learning from Home':  
<https://www.education.vic.gov.au/Documents/school/teachers/teachingresources/How-to-access-learning-from-home-Students-Parents.pdf>

### **What if I have questions about learning from home or about my child's information?**

If you wish to request access to your child's information, or you have a question about learning from home or the systems being used, please contact the Principal at school on Tel. 5421 1100.

## **Video Conferencing Information sheet - for parents and students**

### **How will teachers use video conferencing safely?**

Teachers may pre-record some classes or student activities and upload these for students to view.

Teachers will ensure that any live classes on video conferencing systems are supervised to ensure:

- only students and appropriate teaching staff are in the live class
- discussions involving personal information are limited to only that which is needed
- students behave and dress appropriately
- live classes are not recorded or, in the rare case this is considered of value, parent consent is sought prior to recording.

Teachers may have one-on-one conversations with you or your child via video conference, given that this cannot take place in the physical classroom. These conversations will cover the progress of your child's schoolwork and their feedback on their schoolwork.

continued:

## How can I help my child use the video conferencing system safely?

1. Make sure that there is a webcam cover which can hide the webcam from view when the student is not in a live video class (a post-it note, tape or a band-aid can be used as an alternative to a webcam cover).
2. Let a teacher know of any unauthorised access to any class and about any other unusual cyber activity.
3. Talk to your child about cyber safety and ensure they know to inform you and their teacher of any unusual cyber activity or in the unlikely event they are approached by unknown persons online.
4. Help your child understand they should only participate in live video chats that the teacher or a fellow student has invited them to join and immediately leave any live video chats with any unknown persons, and to advise you and their teacher if this occurs. This will also be explained to your child by their teacher.
5. Ensure your child's workstation and surrounding work area is suitable and appropriate. This may involve the use of headphones if you have them.

### Wellbeing Supports

The Wellbeing team has a mobile number that you can contact us on during the school day. If you need to have a chat or need wellbeing support, please call 0456 213 659. You can also contact members of the team via Xuno or email.

Amanda Summers, Student Wellbeing Coordinator - [summers.amanda.a@edumail.vic.gov.au](mailto:summers.amanda.a@edumail.vic.gov.au)

Gareth Rowe, School Chaplain - [Rowe.Gareth.L@edumail.vic.gov.au](mailto:Rowe.Gareth.L@edumail.vic.gov.au)

Andrea Scott, School Nurse - [scott.andrea.e@edumail.vic.gov.au](mailto:scott.andrea.e@edumail.vic.gov.au)

Other supports include:

[www.beyondblue.org.au](http://www.beyondblue.org.au) T: 1300224 636

[www.lifeline.org.au](http://www.lifeline.org.au) T: 13 11 14

[www.kidshelp.com.au](http://www.kidshelp.com.au) T: 1800 551 800

Cobaw Community Health T: 54211 666

[www.griefline.org.au](http://www.griefline.org.au) T: 1300 845 745

## Remembering the ANZACS



At Kyneton High School we have a strong tradition of commemorating ANZAC Day.

Usually our students attend the dawn service at Mt Macedon and also the service in Kyneton, taking a role in the ceremony, reading the ode and laying a wreath on behalf of our school.

We also hold a whole school assembly to show our respect and to help others learn about the importance of ANZAC Day with support from Kyneton RSL.

Many of us have a connection to someone who has served – from generations past through to those who are in current service.

This year leading teacher Mr Ben Hill will be representing the High School by laying a wreath at the cenotaph on Saturday.



<http://www.rslvic.com.au/commemoration/anzac-day/>

### ANZAC Appeal 2020

The RSL has been supporting generations of veterans and their families throughout Australia for over a hundred years. Despite hurdles posed by our current climate, that work goes on today and will continue forever. Donate today to support our veterans and their families.

Donate today at <https://anzacappeal.com.au/>



### Remote Assembly Ceremony

The following link is an excellent youtube video of an ANZAC day remote assembly ceremony that we encourage you to share with your families. It goes for 7 minutes. Permission to use this is given in the notes under the video.

<https://www.youtube.com/watch?v=lqnKYxc8rWw&feature=youtu.be&fbclid=IwAR0ariF9knhBHAsAXX2pvaCDEhmp770hawhdhKg-lK6KTZieydQrFJSDm6E>



**LEST WE FORGET**